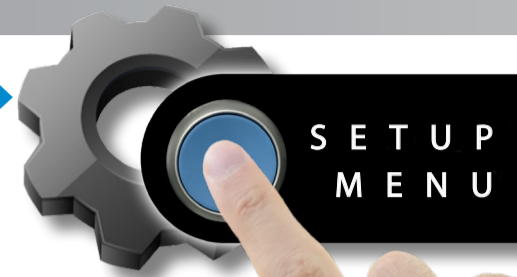


MACHINE SETUP GUIDE

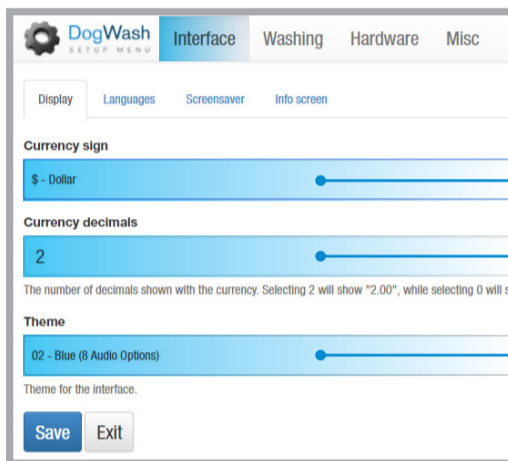
Touchscreen Model



Push the button on the electrical panel to enter the Setup Menu.

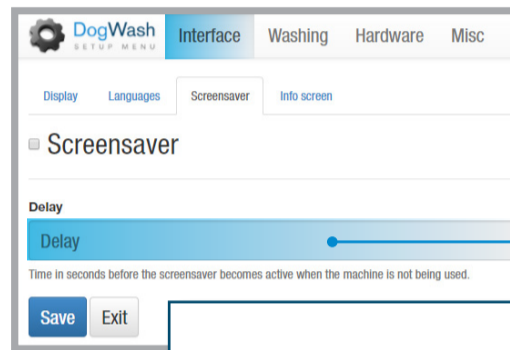


Interface



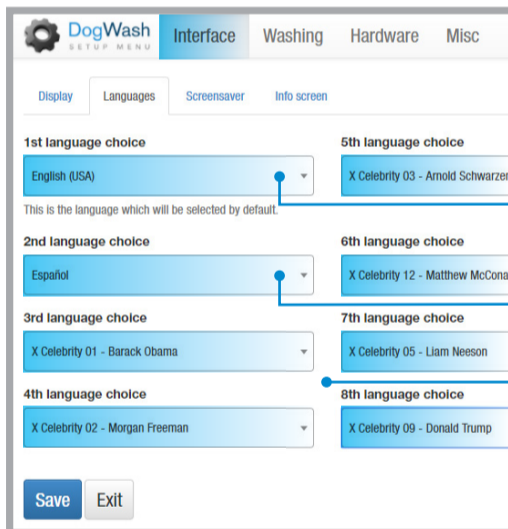
DISPLAY

- Select the currency sign
- Select the currency decimals
The number of decimals shown with the currency.
- Select the theme for the user interface



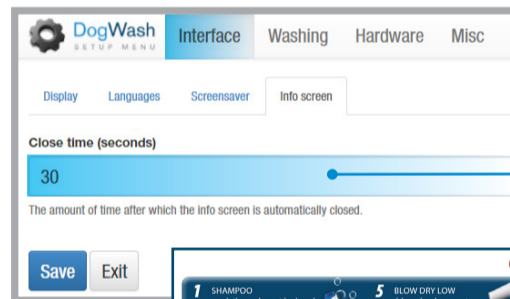
SCREENSAVER

- Screensaver
- Delay
Time in seconds before the screensaver becomes active when the machine is not being used.
- You can disable the screensaver by deselecting the checkbox.



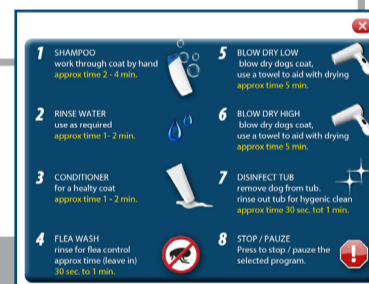
LANGUAGES

- Select the languages and celebrities that the customers can choose from in the main menu.
- 1st language choice
This is the language which will be selected by default.
- 2nd language choice
- 3rd - 8th language choice

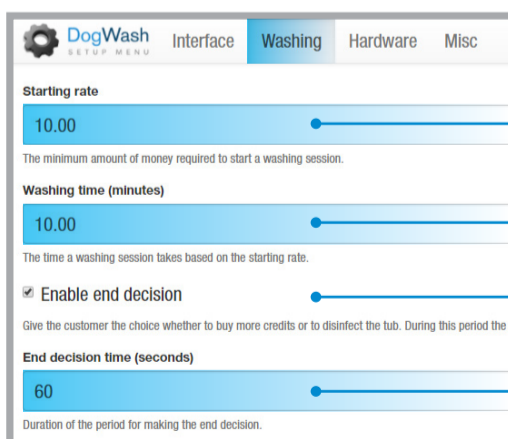


INFO SCREEN

- Close time (seconds)
The amount of time after which the info screen is automatically closed.



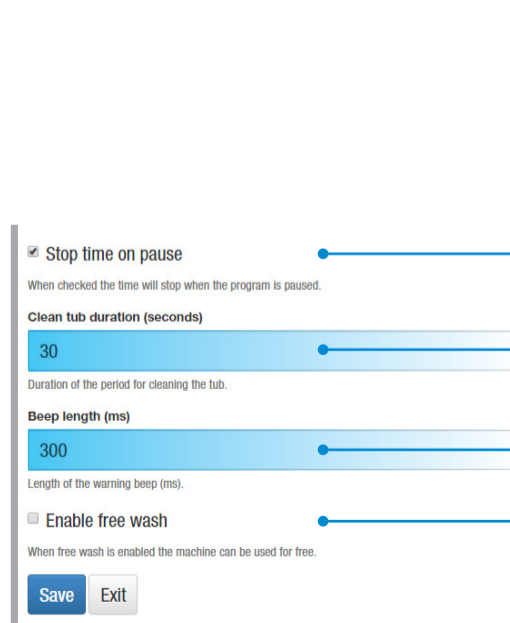
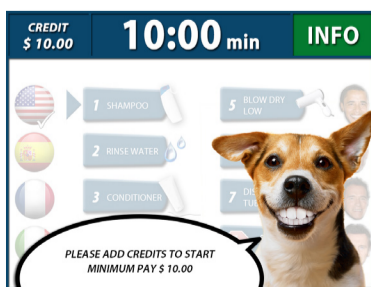
Washing



- Starting rate
The minimum amount of money required to start a washing session.
- Washing time
The time a washing session takes based on the starting rate.

- Enable end decision
Give the customer the choice whether to buy more credits or to disinfect the tub. During this period the customer has the possibility to insert more money without having to pay the initial starting rate.

- End decision time (sec)
Duration of the period for making the end decision.



- Stop time on pause
When checked the time will stop when the program is paused.

- Clean tub duration (seconds)
Duration of the period for cleaning the tub.

- Beep length (ms)
Length of the warning beep.

- Enable free wash
When free wash is enabled the machine can be used for free.

You can enable and disable 'stop time on pause' and 'free wash' by clicking the checkbox.



Hardware

DogWash SETUP MENU Interface Washing Hardware Misc

Main Coin validator Bill validator

Enable Nayax

Nayax start deposit
7.50
The amount of money that is transferred on usage.

Deposit add the end
Deposit add the end
The amount of money that is transferred on final choice.

MAIN

NAYAX PAYMENT TERMINAL

Nayax start deposit
The amount of money that is transferred on usage.

Deposit add the end
The amount of money that is transferred on final choice.

You can disable the Nayax Payment Terminal by deselecting the checkbox.



DogWash SETUP MENU Interface Washing Hardware Misc

Main Coin validator Bill validator

Enable coin validator

Currency file
EUR - EURO + token.nrx

Accept	Name	Value
<input checked="" type="checkbox"/>	EU005A	0.05
<input checked="" type="checkbox"/>	EU010A	0.10
<input checked="" type="checkbox"/>	EU020A	0.20
<input checked="" type="checkbox"/>	EU050A	0.50
<input checked="" type="checkbox"/>	EU100A	1.00
<input checked="" type="checkbox"/>	EU200A	2.00
<input checked="" type="checkbox"/>	TK306A	7.50

Save Exit

COIN VALIDATOR

Currency file

Choice of coins and token that will be accepted and their value.



NOTE: DO NOT select another currency file if we programmed a custom Token for your Company. This will erase the Token!

This is the Dog Wash Token and its value.

You can disable the Coin Validator by deselecting the checkbox.



DogWash SETUP MENU Interface Washing Hardware Misc

Main Coin validator Bill validator

Enable bill validator

Currency file
EUR

Accept	Name	Value
<input checked="" type="checkbox"/>	EU005A	5.00
<input checked="" type="checkbox"/>	EU010A	10.00
<input checked="" type="checkbox"/>	EU020A	20.00
<input type="checkbox"/>	EU050A	50.00

Save Exit

BANKNOTE READER

Currency file

Choice of banknotes that will be accepted and their value.

You can disable the Banknote Reader by deselecting the checkbox.



Misc

DogWash SETUP MENU Interface Washing Hardware Misc

Logging

Server address
http://178.62.215.158/api/management/

Specify the address of the server used for logging, e.g. http://logging.example.com

API key
aead50539d734e7d814ac1e8fc135c65

Specify the API key used for identifying the machine.

Save Exit

LOGGING

Server address
Specify the address of the server used for logging.

API key
Specify the API key used for identifying the machine when using the Dog Wash App.

Statistics

DogWash SETUP MENU Interface Washing Hardware Misc Statistics

Statistics

Number of washes	0
Cash payments	€ 0.00
Nayax payments	€ 0.00
Token payments	€ 0.00
Total revenue	€ 0.00

Reset statistics

All-time number of washes	0
All-time revenue	€ 0.00

Reset all-time statistics

Exit

STATISTICS

Statistics screen
On this screen the owner can monitor:

- Number of washes
- Cash payments
- Nayax payments
- Token payments

Bonus Feature

SECRET DISINFECT FUNCTION

Information screen

If you enter the information screen you can click on the 'shiny stars' icon to directly enter the 'disinfect mode'. This is a hidden feature that gives the owner the possibility to quickly clean the washtub without having to insert money or enter the 'free wash' mode.

INFORMATION

- Shampoo
Work through coat by hand.
2-4 minutes.
- Rinse Water
Use as required.
1-2 minutes.
- Conditioner
For a healthy coat.
1-2 minutes.
- Fluorwash
Rinse for flea control (Low: in).
30-60 seconds.
- Blow Dry
Low
Blow dry dogs coat. Use a towel to aid with drying.
5 minutes.
- Blow Dry
High
Blow dry dogs coat. Use a towel to aid with drying.
5 minutes.
- Disinfect Tub
Removes the dog from the tub. Rinse out tub for hygienic clean.
30-60 seconds.
- STOP / PAUSE
Push to stop/ pause program.

Contact

iClean International B.V.
Keizersveld 58
5803 AN Venray
The Netherlands

+31 (0) 478 51 79 79
info@icleandogwash.com
www.icleandogwash.com

THE DOG WASH COMPANY